ROTAFLOW

RO-Series

Disc Spreaders

My way of Farming!

LOOKING FOR PRECISION

Working the land, running my farm and connecting with nature. Farming is my way of living, and despite being rough at times, I never grow weary of everyday tasks of attending to my land and livestock. I keep up with developments by staying loyal to personal philosophies and applying the appropriate strategy.

I shape and influence my own future by combining craftsmanship with modern technology, employing the very best machinery. I actively seek new opportunities, by being innovative in my way of working. I work hard to grow a good crop.
I am passionate about my livestock, providing my animals with only the best. My farm and its returns, reflects who I am, because my heart and soul is put into the work I do.

Farming is about passion, about growing and developing, my crop, my farm, myself, my way.

My Way
of Farming

"With the RotaFlow system ***my spreader provides a perfect spreading pattern"***

We have invested in a Vicon RO-M GEOSPREAD® to get the precision we need on our farm.
"The equal distribution of fertiliser is very important for us. We have experienced that the 8 vanes per disc ensure a continuous flow of fertiliser and an equal spreading pattern.
The RotaFlow spreading system guarantees an optimal spreading result for the best yield of our crop and that's exactly what we need to run our farm."

Elina Schulte-Weyers, Nideggen
Germany

Vicon Disc Spreader Range
Comfort Level – Ease of Use

Manual Control

RO-C
Working width: 9-21 metres
Hopper capacity: 700-1,400 litres

Hydraulic Control

RO-C
Working width: 9-21 metres
Hopper capacity: 700-1,400 litres

RO-M
Working width: 10-28 metres
Hopper capacity: 1,100-2,000 litres

RO-XL
Working width: 12-54 metres
Hopper capacity:1,500-3,900 litres

Electric Control

RO-M Comfort Control II
Working width: 10-28 metres
Hopper capacity: 1,100-2,000 litres

RO-XL Comfort Control II
Working width: 12-54 metres
Hopper capacity: 1,500-3,900 litres

Weighing System

ISOBUS Compatible

RO-M EW
Working width: 10-28 metres
Hopper capacity: 1,100-2,000 litres

RO-EDW
Working width: 12-54 metres
Hopper capacity: 1,500-3,900 litres

GEOSPREAD® System

ISOBUS Compatible

RO-M GEOSPREAD®
Working width: 10-33 metres
Hopper capacity: 1,100-2,800 litres

RO-EDW GEOSPREAD®
Working width: 12-54 metres
Hopper capacity: 1,500-3,900 litres

GEOSPREAD® System

ISOBUS Compatible
High Speed Spreading

RO-XXL GEOSPREAD®
Working width: 24-45 metres
Hopper capacity: 1,875-3,900 litres

The RotaFlow Spreading System
Applied on the Disc Spreader Range

Vicon RotaFlow RO fertiliser spreaders have one unique feature: the RotaFlow spreading system. This initial smooth acceleration of the fertiliser prevents fragmentation of the granules due to the impact of the vanes. The adjustable discharge point allows adaptation of settings of the physical fertiliser properties. Due to the gentle handling of the fertiliser the spreading characteristics of the product are maintained. The RotaFlow spreading system is designed for the optimal spreading result!



1. No Impact, No Fragmentation, No Dust
Central release point, smooth acceleration and centrifugal force accelerates fertiliser up to disc speed before it reaches the vane.

2. Accurate Spread Pattern
Large 8 vane discs allow 9m to 54m spread widths. Double overlap spread pattern gives extreme accuracy. The 8 vanes per disc ensure a continous flow of fertiliser to the field. This is important for high capacity spreading and forward speed.

3. Minimal Wind Influence, Maximum Tolerance
Flat discs.
Horizontal spread pattern.

4. Consistent Spread Pattern
Double overlap spread pattern.

5. Guaranteed Accuracy on Slopes
The fertiliser always contacts the vanes at the same point, also on slopes, and travels the complete length of the vane.

Two vanes per disc
Poor fertiliser distribution on slopes is caused by the continuously changing the contact point on the vanes.



Vicon: 8 vanes per disc



2 vanes per disc

“Eight Vanes per Disc - the Vicon Standard"



FlowPilot: Easy Setting and Adjustment
The compact FlowPilot ‘dashboard’ gives you a considerably simplified accurate setting and adjustment of application rates. Two hydraulically operated metering plates, each with three discharge openings ensure an equal fertiliser flow from the hopper to the spreading discs.

Perfect Spreading Pattern with an Optimal Coefficient of Variation
An important factor for an optimal spreading pattern is the coefficient of variation (CV). This is the percentage of deviation of the spreading pattern compared to an uniform distribution. The evenness of the transversal distribution for fertiliser spreaders shall be such that the calculated value of the CV, when driving to and from, does not exceed 15% calculated in accordance with EN 13739-2 (SOURCE: NEN-EN 13739-2 (EN)).

Vicon RotaFlow RO





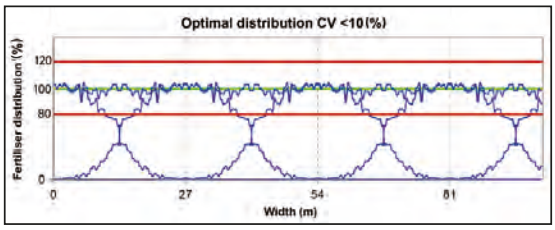

A CV <10% means an optimal spreading result

Other spreading systems

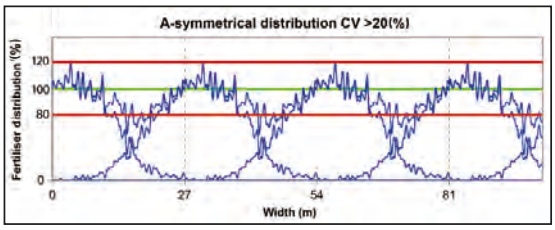

A CV >20% means an a-symmetrical distribution with too much variation

GEOSPREAD® SERIES - MADE FOR PRECISION

RO-M GEOSPREAD®
Working width: 10-33 metres
Hopper capacity: 1,100-2,800 litres

RO-EDW GEOSPREAD®
Working width: 12-54 metres
Hopper capacity: 1,500-3,900 litres

RO-XXL GEOSPREAD®
Working width: 24-45 metres
Hopper capacity: 1,875-3,900 litres

GEOSPREAD®
for High Precision Spreading

Spreading is all about precision and getting the best yield from your crop. Optimal spreading of fertiliser means using exact amounts of nutrition and avoiding overlap. New opportunities helping you to optimise your income and growth are central focus points. Weather and field conditions are changing continuously, so skills, experience and smart farming systems are decisive factors. Vicon spreading solutions help you to work in an easier and more profitable way. These innovative solutions support a better harvest and increased crop yield, because every crop deserves the best care.

Optimise Output with GEOSPREAD®
The Vicon GEOSPREAD® system can do individual section control with sections of only 1 metre. With a maximum of 14 sections (RO-M GEOSPREAD®) or 24 sections (RO-EDW / RO-XXL GEOSPREAD®) and the possibility to switch sections over the middle, unnecessary overlap is set to an absolute minimum. In combination with higher driving speed the 1 metre section control offers a step less adjustment of the spreading pattern.

Precision Weighing
Sections are controlled by changing both the position of the fertiliser discharge point on the disc and the rate per minute. As the disc speed is not changed during section control, the overlap between both discs is hardly effected to prevent variations in the spreading pattern and section can be switched on and off very quickly.

The 4 load cells and reference sensor on the GEOSPREAD® spreaders are important features as with section control precision weighing is essential.

Cost Saving by GEOSPREAD®
The total saving of GEOSPREAD® combined with speed related spreading and GEOPOINT® headland management can be up to 15%. This can be achieved by saving fertiliser and better yields, because of no unnecessary overlap.

“ GEOSPREAD®
Ensures a Cost Saving of 5-15% on Fertiliser"



For the complete Vicon disc spreader range (except for RO-C) the GEOPOINT® is available in the spreading charts for optimal spreading results.

GEOPOINT®

The Vicon spreader will automatically stop when it reaches a covered area and automatically start again when there is no covered area anymore.
This will prevent over and under dosing around headlands.
So the benefits are cost savings and improved crop quality on headlands. With GEOPOINT® the heart of the spreading pattern is described and this is fertiliser specific. When using an IsoMatch Tellus GO or PRO in combination with a Vicon weighing spreader the GEOPOINT® can be set automatically when using the AutosetApp.

Examples of Section Control

Full spreading width of 54m with 24 sections

Decreasing the spreading width on the right hand side by 6m

Decreasing the spreading width on the left hand side by 10m

Decreasing the spreading width on both sides by 8m

Switching off the sections outwards

Switching the sections over the middle from one side

Smart and Easy Spreading
to Get the Best Yield from Your Crop

High Technology in the Medium Segment
The combination of the maximum hopper content of 2800 litres, four load cells and the maximum working width of 33 metres makes the RotaFlow RO-M GEOSPREAD® the ideal weighing spreader in the medium sized segment. Even in combination with smaller tractors. Filling the hopper, for example with a big bag, is made easy because of the 245 cm hopper width.
The GEOSPREAD® technology which is used on the larger models is also used on the medium model, which guarantees a high technology spreader.

Spreading without Worries
The RotaFlow RO-EDW GEOSPREAD® has a hopper volume range from 1,500 - 3,900 litres and a maximum spreading width of 54 metres.
The GEOSPREAD® technology allows the spreader to accurately switch off section by section, from one side to the other, until it gets to the last outer section in a wedged headland for example. This means the 1 metre sections can be switched inside-out and outside-in to keep overlap to the minimum and thus save fertiliser.

Highest Precision in All Conditions
With Vicon's unique reference sensor technology on all GEOSPREAD® models, all negative influences from the outside world on the spreading pattern are automatically corrected and eliminated, ensuring utmost spreading precision even on hillsides.

Vicon RotaFlow spreaders - 8 vanes per disc

2 vanes per disc

AEF and ISOBUS

The complete Vicon weighing spreader range is ISOBUS compatible and AEF certified for a guaranteed compatibility.

AEF
AGRICULTURAL INDUSTRY

Farming with Precision

The RotaFlow system on the RO-XXL GEOSPREAD® with eight high capacity vanes on each disc ensures a perfect overlap, not only in the working width, but also in the driving direction. With one metre sections, four load cells and a reference sensor, the RO-XXL GEOSPREAD® can do high speed spreading under all circumstances. With eight vanes per disc this spreader is not limited in maximum spreading speed, as there is enough overlap for a stripe-less spreading pattern.

High Quality with High Accuracy

With the RotaFlow system, fertiliser is gently brought up to speed in the dosing cup, before it is released on the disc. This system is unique compared to most other spreading systems that have the fertiliser falling on the disc. Therefore the RotaFlow system has some important advantages:

- No impact, so no fragmentation. Spreading pattern is not affected by damaged fertiliser.
- Eight vanes per disc instead of two vanes. With 8 vanes fertiliser is released on a high frequency for a very constant flow and even spreading pattern, which is especially important when driving higher speeds and spreading larger quantities.
- Accurate spreading in hilly conditions. An inclination of the spreader does not affect the release point of the fertiliser on the disc and from the vane.

RO-M EW and RO-EDW - SPREADING WITH HIGH ACCURACY

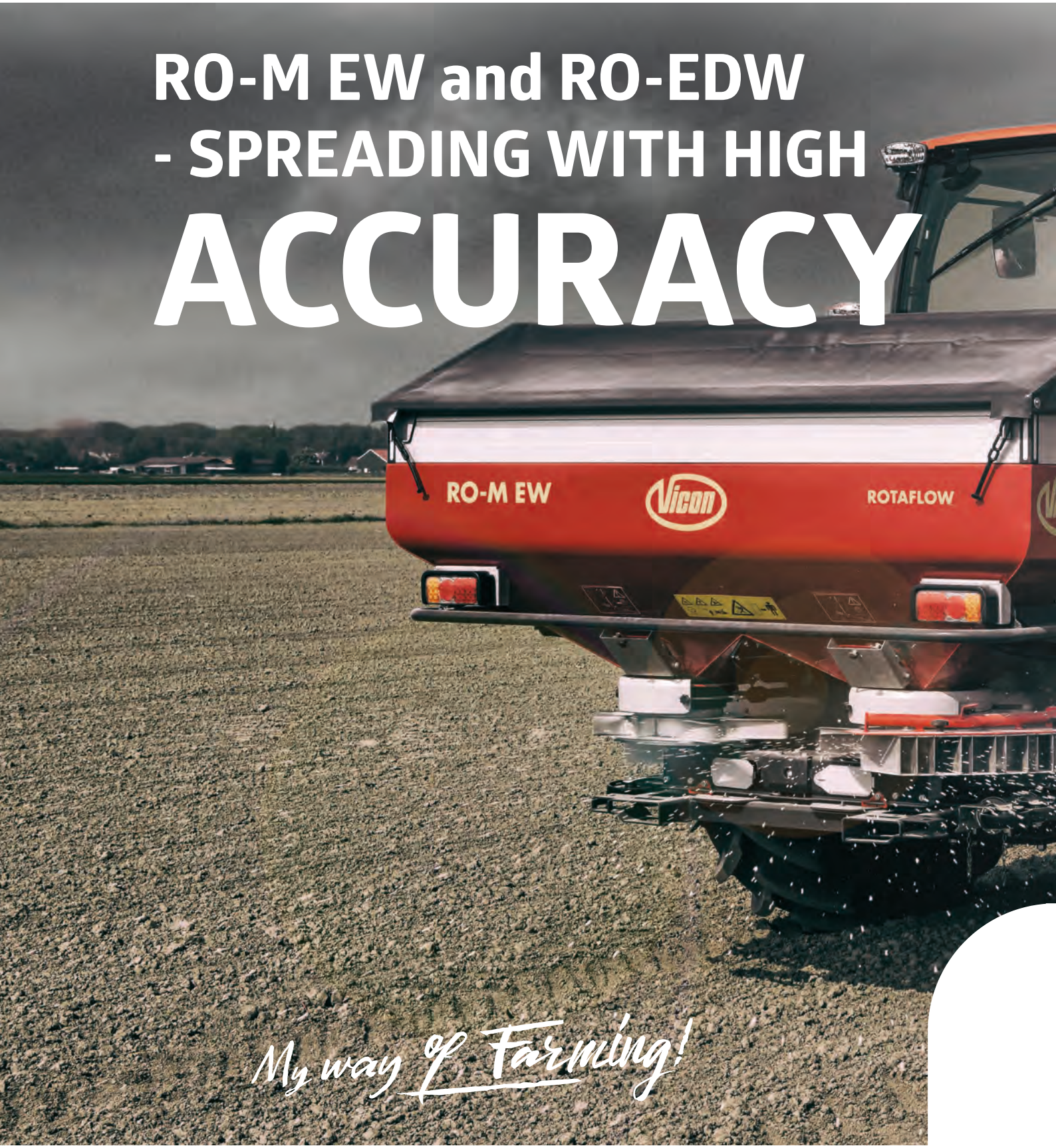

RO-M EW
Working width: 10-28 metres
Hopper capacity: 1,100-2,000 litres

RO-EDW
Working width: 12-54 metres
Hopper capacity: 1,500-3,900 litres

For More Savings
and Added Comfort

Adjustable to All Circumstances

The RotaFlow RO-M EW and RotaFlow RO-EDW are weighing spreaders with the advantages of speed related spreading and a high frequency automatic calibration. The RO-M EW has hopper volumes from 1,100 - 2,000 litres, can spread up to 28 metres and has one 10 tonne load cell. The RO-EDW has more capacity with hopper volumes from 1,500 - 3,900 litres, can spread up to 54 metres and it has four 5 tonne load cells positioned on both the front and the rear side of the spreader for the most accurate weighing.

AEF and ISOBUS

The complete Vicon weighing spreader range is ISOBUS compatible and AEF certified for a guaranteed compatibility.

AEF
AGRICULTURAL INDUSTRY



RO-M EW: 10 tonne load cell and reference sensor

RO-EDW: 4x 5 tonne load cells and reference sensor

“Vicon Drives You To Grow"

Adding User Comfort
Speed related spreading, with automatic calibration, will help to prevent over and under dosing which will result in better yields and saving of fertiliser.
For even more saving of fertiliser and also more comfort, it is possible to use the spreader in combination with GPS.
With GPS controlled spreading the RO-M EW and RO-EDW have 2 sections and automatic start/stop on headlands. It is even possible to do variable rate spreading according to application maps.

Get Your Yield Optimised with More Sections
With the automatic basic section control software on the RO-M EW and RO-EDW weighing spreaders the number of sections will be increased from 2 wide sections (left and right) into maximum 8 smaller sections (of 4 metre wide) for the RO-M EW model and 16 sections for the larger RO-EDW weighing spreader.
Both models are equipped with one electrical actuator on each spreading disc to control the application rate to provide optimal use of nutrients to the grass or crops.

The basic section control of the RO-M EW or RO-EDW adjusts the dosing system by a GPS positioning system to optimise overlap and coverage with a minimum over and under dosing. This results in a better yield and a reduction of costs.

A Long History in Weighing
With the unique reference sensor the weighing system of the RO-M EW and RO-EDW will correct automatically on slopes and for shocks. Therefore these spreaders can work with high accuracy on rough terrains and in hilly conditions.

COMFORT CONTROL II SERIES - FOR SPREADING MORE EFFICIENTLY

RO-M Comfort Control II
Working width: 10-28 metres
Hopper capacity: 1,100-2,000 litres

RO-XL Comfort Control II
Working width: 12-54 metres
Hopper capacity: 1,500-3,900 litres

Easy Control
From Your Tractor Cab

Being Easy in Control

The RotaFlow RO-M and RotaFlow RO-XL Comfort Control II are available as electric controlled machines to operate the spreader with a control box from the tractor cab to add user convenience.

“ Set the Application Rate on the Move"

The Comfort Control II spreading computer provides all the functions to start and stop the spreader, to set the right application rate and to increase and decrease the application rate on the move. The latest settings are retained in the memory function.

Adding User Benefits

The Comfort Control II spreaders are giving you user benefits like:

- The application rate is controlled from the closed tractor cab by an electric actuator. How easy can it be?
- The application rate can be set from the tractor and can be increased or decreased on the move, even L/R independently to spread the right amount at the right place.
- Increased user comfort by start/stop spreading with a finger tip! The software includes an intuitive calibration guide which leads you step by step through the calibration procedure.

RO-C, RO-M AND RO-XL - MAKES YOUR WORK EASIER

RO-C
Working width: 9-21 metres
Hopper capacity: 700-1,400 litres

RO-M
Working width: 10-28 metres
Hopper capacity: 1,100-2,000 litres

RO-XL
Working width: 12-54 metres
Hopper capacity: 1,500-3,900 litres

Capacity and Control
Adjusted to Your Needs

Capacity in Combination with Control
The RO-C, RO-M and RO-XL are available as hydraulically controlled machines. The RO-C is also available in combination with manual control of the spreader.

Compact and Complete
The RO-C is controlled either manually or hydraulically.
It is the most compact spreader in the range, but features all elements of the RotaFlow RO spreader line. The working width is determined by the vane length. The 4 vanes can be detached easily, also for a static calibration test. Application rate adjustment from the calibration position is easily accessible.

Fits to the Complete Medium Segment
The RO-M is medium in size and volume, but comes with the RotaFlow system as standard (with 8 vanes per disc) and can spread up to 28 metres which is very convenient in this segment of the market. To increase user comfort the RO-M can be equipped with most of the accessories as for the larger spreaders such as aluminium hopper extensions, TrimFlow border spreading system, parking frame and LED lights.

“ An Ideal Combination of Capacity and Control"

High Volume, High Capacity
The RO-XL with volumes up to 3,900 litres and with a maximum spreading width of 54 metres is the ideal spreader for more capacity. With dual PTO input shafts it is easy to always drive at the desired speed and in combination with the 'slow rotating' agitator system, the RO-XL can spread with high disc speeds to get a very even spreading pattern.

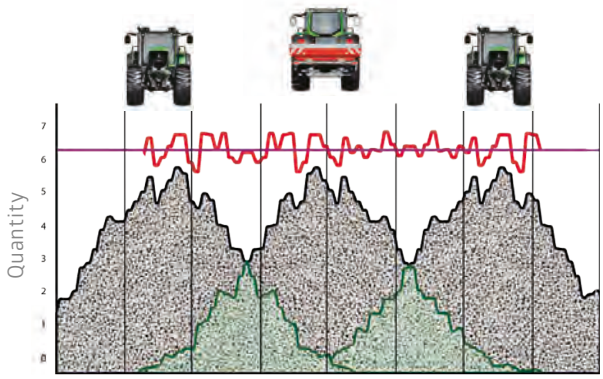

The Variation Coefficient (CV) of an optimal spreading pattern should be below 10%. This is only possible in a situation of no under - or overdosing and a perfect overlap of the spreading pattern.

Optimal Spreading
Along Borders

A border spreading device is used to optimise your spreading pattern from or to the border of a field. With the result of a maximum coverage to the border of the field to ensure a good crop, while on the other hand a minimal loss over the field border to minimise environmental impact.

Two Different Methods
There are two ways of border spreading: one-sided boundary spreading and boundary track spreading. Depending on your field and farm situation you can use one of those methods to optimise the spreading pattern to or from the border of the field.

“ Optimise Your Result with a Border Spreading Device”

Indicates which border spreading device is active

Automatic RPM warning on the terminal

TrimFlow

Yield setting



Eco setting

H_2O setting

Border Spreading Plate

Yield setting 2 m.

H_2O setting 0 m.

Two sided

Tramline Cylinder
Especially developed to drive in the first tramline and to spread to the border. The distance to the border is half of the working width.

Border Spreading Plate
Hydraulic operation of the border spreading plate from the tractor cab. The plate prevents fertiliser from reaching the field border by deflecting the fertiliser away from the border of the field.

TrimFlow
The TrimFlow is used in the situation of spreading to the border. It can be fitted on the left and right hand side of the spreader, so it always fits to your field conditions. It can be precisely set for all types of fertiliser and for all working widths. There are three different settings for the TrimFlow: Yield, Eco and H2O. The Yield setting is used to have an optimised yield to the border.
The Eco setting is used to have a minimum amount of fertiliser across the border according to EN-13739. The H2O setting is used when no fertiliser should be spread over the border.
Operation is easy, no need to leave the tractor seat.

Fertiliser Test Centre

For an Optimised Spreading Pattern

Vicon Spreader Competence Centre

The Vicon RotaFlow disc spreaders are known worldwide for their reliability, ease of operation and outstanding precision in all conditions. This is the result of many years of practical experience, research and testing.
A fertiliser spreader can only be set accurately for rate and overlap using the settings provided by the manufacturer. The Spreader Competence Centre is using the most modern technology available in hard and software, allowing the measurement of complete overlap patterns in 3D. Instead of only measuring the spreading pattern in one line corresponding to the working width, this technology creates a full pattern showing a complete 3D spreading profile of the fertiliser.

To Suit Customer Requirements

The 3D spread pattern is achieved using a spreader which is mounted on the test rig which rotates the machine through 280°. Continuous measurement at a frequency of 5 HZ over the 80 collecting trays, which are all individually equipped with weigh cells, provide the ultimate in testing accuracy. A single test run provides more than 30,000 measurements! The result is a very precise spread pattern analysis with a high degree of predictability for setting changes to suit different widths and application rates.
This allows, faster testing of the various types of fertiliser, but at the same time results in using less fertiliser and improved quality for better protection of our environment. The 60m long test hall, with under-floor heating, maintains the humidity at 60 % which allows testing throughout the year; and can accommodate testing of spreading working widths above 54 metres.

Improved Crop Quality on Headlands

Also the GEOPOINT® of the spreaders is measured in the competence centre. A 3D cone shaped spreading pattern is produced and the centre of this spreading pattern of this cone is used as GEOPOINT®.

The Vicon Checklist *for Precise Spreading*

The key to precise spreading is matching fertiliser quality and litre weight with the spreading charts as close as possible. The Vicon RotaFlow checklist helps you to ensure consistent accuracy in all field conditions.

Select fertiliser type



Determine granule size and distribution

Determine litre weight

> *“It is Easy and Efficient* to Set Up This Spreader”

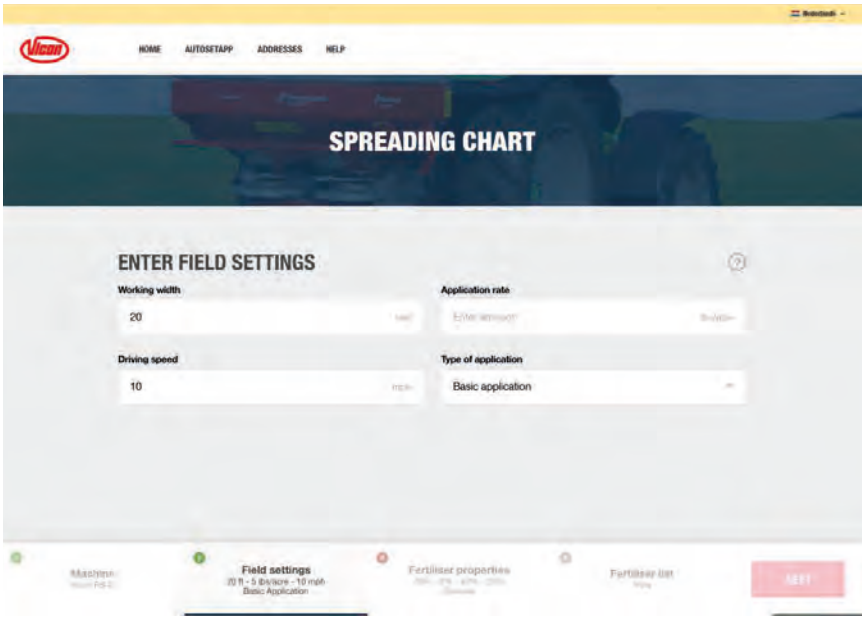

Exact advice for each Vicon RotaFlow spreader at any working width, application rate and driving speed. Direct access to most recent test results at: **www.viconspreadingcharts.com** or download the App on the App Store or get it on Google Play.

The AutosetApp gives you the opportunity to stay in the tractor cab and always spread with the correct settings!

The AutosetApp is an software application which is integrated in the IsoMatch GEOCONTROL software. Just enter the information you got from your granule size box into the AutosetApp on your terminal and the GEOSPREAD® spreader will adjust itself.

The AutosetApp will also work in combination with the standard Vicon weighing spreaders, with the exception that the discharge point needs to be adjusted manually on the spreader itself.

The AutosetApp can connect to the fertiliser spreading database in two different ways. You can connect it to the online database via the IsoMatch Wireless WIFI USB adapter or download the most actual database from the website **www.viconspreadingcharts.com** on an USB stick and upload the database directly into the IsoMatch Tellus GO or PRO terminal.

IsoMatch Tellus GO

IsoMatch Tellus PRO



Variable rate control (single rate)

Variable rate control (MULTIRATE)

Variable Rate Control for Even More Precision

All ISOBUS compatible Vicon weighing spreaders can standard do variable rate control. This can be done with a variable rate application map where in combination with GPS the fertiliser spreader changes its output automatically based on a pre-determined and place specific spreading rate.
Another possibility is using the fertiliser spreader in combination with crop sensors to change the spreading rate continuously based on sensor input. For both types of variable rate control the IsoMatch Tellus GO and PRO can be used to operate the spreader. Both ISOBUS terminals are compatible with most crop sensors and farm management programs and their task controller can read ISO-XML files.

Variable Rate Control (MULTIRATE)

The Vicon weighing spreaders are able to apply multiple rates within the same working width.
This means more accurate application of nutrients for a better efficiency, yield and to reduce costs.

IsoMatch GEOCONTROL
Brings Clear Benefits

IsoMatch GEOCONTROL
IsoMatch GEOCONTROL is an additional software application within the IsoMatch Tellus GO or PRO that helps you to control all ISOBUS compatible Kverneland Group machines such as sprayers or spreaders.
Combined with a GPS receiver it fulfils the future needs in terms of easy, smart and efficient farming.

Section Control
Automatic switching on and off implement sections on headlands, boundaries and already covered areas to minimise overlap.

Variable Rate Control
Automatically adjusts the implement application rate based on input from the field prescription or crop sensors.

Documentation
Saves all operational job data and field maps for exchange via USB to farm management information systems.

Manual Guidance
- Advised driving position using guidance lines (straight, curved or combined) in the field and on headlands
- Extendable using the optional IsoMatch InLine light bar, to place guidance in line of sight
- Smart boundary recording: independent from the working width, even without any connected implement.
- Boundary shrinking: create new inner boundaries by setting the desired width of the headland
- Manual guidance for all operations, includes non-electric or non-ISOBUS implements. e.g. cultivators, mowers, tedders etc.

Clear Benefits
- Easy and comfortable operation, due to not having to manually switch on or off sections or change the application rate. You can focus 100% on the driving in the field.
- More efficient work and avoiding overlap leads to cost savings of 5-10% on e.g. fertiliser or pesticides. Better growing conditions and increased yield.
- With IsoMatch GEOCONTROL, working at night becomes very easy.

> “*IsoMatch GEOCONTROL* Gives More Freedom”

Combine Craftsmanship & Modern Technology
With our IsoMatch Precision Farming Offering

We believe in the freedom to choose your own approach. Precision farming is a way of living. Grow your crops, your farm and yourself, your way. Our precision farming offering consists of innovative and custom made equipment, designed to fit your personal vision and beliefs with respect to the heritage of your profession. Smart equipment accustomed to your way of farming. Now you can carry out the work in a smarter, more efficient and easier way to get the optimum out of your machines and crops, as well as saving time and money in fertiliser, chemicals and seeds.

Be innovative, Be a PRO
With its advanced hardware and software features, the IsoMatch Tellus PRO 12-inch terminal provides you with the optimal experience for an all-in-one control system inside the tractor cab.
It is the centre for connecting all ISOBUS machines, and a platform for running precision farming applications and Farm Management Systems.
It offers everything you need to get the best out of your machines and crop, as well as cost savings in fertiliser, chemicals and seeds by using automatic section control and variable rate control.
With the unique dual screen functionality it gives you the opportunity to view and control two machines and/or processes simultaneously.

Easy Machine Control
The IsoMatch Tellus GO is a 7-inch terminal, especially developed for controlling the machine in a simple way. You are in full control of the machine in exactly the way you want. Easily set up the machine with the soft keys via the 7-inch touch screen and for optimal control while driving simply use the hard keys and rotary switch. Controlling the implement has never been so easy.

New Opportunities with Farm Management

IsoMatch FarmCentre is the first of a series of telematics solutions.
This fleet management solution is applicable for all your ISOBUS machines in combination with an IsoMatch Tellus GO/PRO. Whether you wish to control your fleet, manage tasks remotely or analyse machine data, IsoMatch FarmCentre provides this in an efficient web application, linking implements, tractors, terminals and the cloud in one continuous flow of data and connectivity.

The Right Solution for Perfect End Results

The IsoMatch GEOCONTROL precision farming application includes Manual Guidance and Data Management free of charge. It is possible to expand this application with Section Control and/or Variable Rate Control.

"Discover New Opportunities
Choose Your Own Approach"

NEW

IsoMatch Grip

This ISOBUS auxiliary device is made for comfortable machine control and efficient farming. Its ergonomic shape and the complete freedom of assigning and controlling a total of 44 implement functions from one device are unique in the market today. From your fingertips you have endless possibilities to operate all machine functions as desired.

IsoMatch Global

GPS antenna enabling satellite navigation for site-specific section control, variable rate application, manual guidance and field registration.

IsoMatch (Multi)Eye

Connect up to 4 cameras to the IsoMatch Universal Terminals. It gives you full control and overview of the machine operation from every side you want.

IsoMatch InLine

Light bar for easy manual guidance. Mounted in the line of sight, you can easily see the distance from the A-B line and to which direction you should steer for the optimum position.

Original Parts & Service
It's What Makes Your Machine a Vicon

Original Vicon Parts are important pieces of your machine's DNA. Our parts are produced with the same strict specifications as the machine itself, and therefore guaranteed to work and fit as intended to keep you running at optimal pace.

We regard each sale of a Vicon machine as the start of a long term relationship. Our mission is to provide you with a safety net of parts and service to make sure your investment is running strong in the fields. Do not compromise the authenticity of your machine with cheap solutions, Original Vicon parts are the guaranteed solution for the optimal Vicon experience.

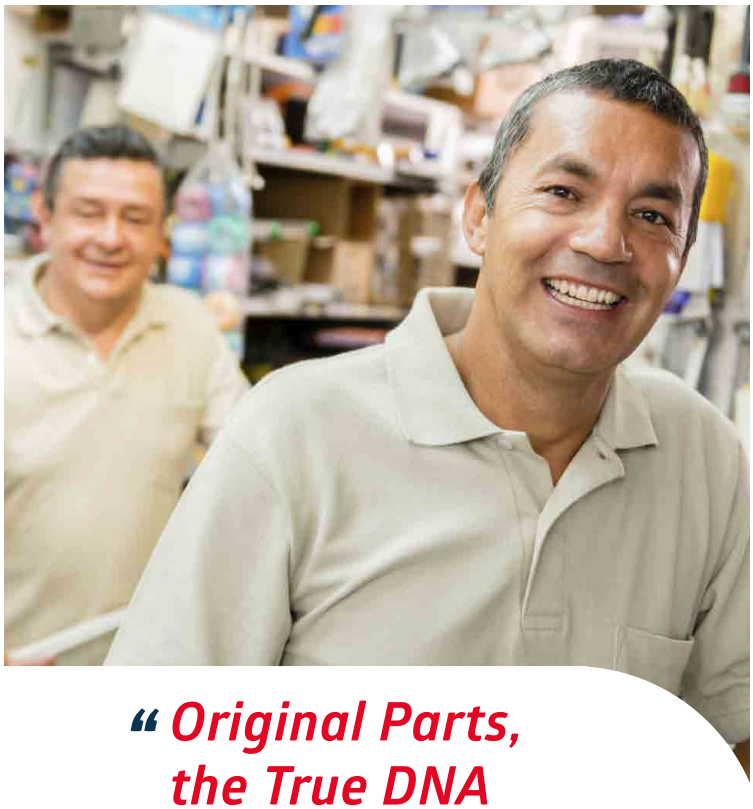

Your Parts Specialist
Your local Vicon dealer is always ready to assist you with parts and service. He is a loyal ally who knows every inch of your machine. Your dealer has all the parts you need, and will also have the facilities to service your machine.

“Original Parts, the True DNA of Your Machine”

Always Available
Time is money, and we know the importance of receiving the right parts at the right time! Your Vicon dealer is supported by a massive distribution network to supply you with exactly what you need, when you need it.

Easy Access To Information
Are you looking for a complete overview of parts for your machine? Maybe you are searching for more technical information? Our Online Search Database, Quest, provides all information available for your machine. Various documentation like Parts Manuals, Operation Manuals, Software updates and FAQ’s, it is all there. Quest is available in several different languages and can be accessed wherever and whenever. All answers are easy to find – just a few clicks away !

Facts

Model	RO-C	RO-M	RO-M EW
1. Hopper Capacity			
Hopper capacity (l)	700 - 900 - 1,400	1,100 - 1,550 - 2,000	1,100 - 1,550 - 2,000
2. Working Width			
Spread width (m)	9-21	10-28	10-28
Output (kg/min)	10-230	10-320	10-320
3. Measurements			
Filling height (cm)	96 - 108 - 128	100 - 119 - 138	100 - 119 - 138
Width (cm)	154 - 154 - 176	220	220
Filling width (cm)	148 - 148 - 170	214	214
4. Weight			
Empty weight (kg)	250 - 270 - 300	330 - 355 - 380	400 - 425 - 450
5. Controls			
Manual control	❍	–	–
Hydraulic control	❍	❍	–
Comfort Control II	–	❍	–
IsoMatch Tellus GO	–	–	❍
IsoMatch Tellus PRO	–	–	❍
6. Equipment (Factory Fitted)			
PTO overload clutch	❍	●	●
Hopper sieves	●	●	●
Inclinometer	–	–	–
Agitator	●	●	●
Slow rotating agitator	–	–	–
Fine application	0	●	●
Granule size box	●	●	●
7. Accessories (Also Loose Available)			
7.1. Safety Equipment			
Warning triangle	❍	❍	❍
Reflector decals	❍	❍	❍
LED light set	❍	❍	❍
7.2. Border Spreading			
Topdressing kit	❍	–	–
Tramline and topdressing kit	❍	❍	–
Border spreading plate	❍	❍	❍
Hydraulic border spreading plate	–	❍	❍
TrimFlow border spreading system	–	❍	❍
7.3. Working Width Accessories			
Kit to spread 20/21m	❍	–	–
Kit to spread 27/28m	–	❍	❍
Kit to spread 27/33m	–	–	–
Heavy duty vanes (L=285 mm)	–	–	–
Lift vanes (L=330 mm)	–	–	–
7.4. Other			
Calibration container	❍	❍	❍
Hopper emptying kit	❍	❍	❍
Hopper cover	❍ (Fits only on RO-C 1400)	❍	❍
Left/right hopper level sensor	–	–	–
Ladder	–	❍	❍
Side step	–	–	–
Mudguards	–	–	–
Category 3/4 mounting frame	–	–	–
Storage frame with parking wheels	–	❍	❍
1 or 2 d.a. valve (separate closing L/R)	–	❍	–
Hydraulic drive	–	–	–
Pellet sieves	–	–	–
7.5 Trailer (N.A. in All Countries)			
Trailer kit	–	–	–

Information provided in this brochure is made for general information purposes only and for worldwide circulation. Inaccuracies, errors or omissions may occur and the information may thus not constitute basis for any legal claim against Kverneland Group. Availability of models, specifications and optional equipment may differ from country to country. Please consult your local dealer. Kverneland Group reserves the right at any time to make changes to the design or specifications shown or described, to add or remove features, without any notice or obligations.

RO-M GEOSPREAD®	RO-XL	RO-EDW GEOSPREAD®	RO-XXL GEOSPREAD®
1,100 - 1,550 - 2,000 - 2,450	1,500 - 2,150 - 2,800 - 3,450	1,500 - 2,150 - 2,800 - 3,450	1,875 - 2,550 - 3,225 - 3,900
1,300 - 1,800 - 2,300 - 2,800	1,875 - 2,550 - 3,225 - 3,900	1,875 - 2,550 - 3,225 - 3,900	
10-33	12-54	12-54	24-45
10-320	10-320	10-320	10-540
108 - 127 - 146 - 165	110 - 129 - 148 - 167	110 - 129 - 148 - 167	123 - 142 - 161 - 180
113 - 132 - 151 - 170			
220 / 245	275 / 290	275 / 290	290
214 / 239	269 / 284	269 / 284	284
480 - 505 - 530 - 555	500- 530 - 560 - 590	655 - 685 - 715 - 745	705 - 735 - 765 - 795
495 - 520 - 545 - 570	515 - 545 - 575 - 605	695 - 725 - 755 - 785	
–	–	–	–
–	❍	–	–
–	❍	–	–
❍	–	❍	❍
❍	–	❍	❍
●	●	●	●
●	●	●	●
–	●	●	●
–	–	–	–
●	●	●	●
●	●	●	●
●	●	●	●
❍	❍	❍	❍
❍	●	●	●
❍	●	●	●
–	–	–	–
–	–	–	–
❍	❍	❍	❍
❍	❍	❍	❍
❍	❍	❍	❍
–	–	–	–
–	–	–	–
❍	–	–	–
–	❍	❍	–
–	❍	❍	❍
❍	❍	❍	❍
❍	❍	❍	❍
❍	❍	❍ (Also available as electric cover)	❍ (Also available as electric cover)
–	–	❍	❍
–	❍	❍	❍
❍	–	❍	❍
❍	❍	❍	❍
–	❍	❍	❍
❍	❍	❍	❍
–	❍	–	–
–	❍	❍	–
–	❍	❍	❍
–	❍	❍	❍

● = Standard ● = Optional – = Not available

Safety devices may have been removed from the machines for illustration purposes only, in order to better present functions of the machines. To avoid risk of injury, safety devices must never be removed. If removal of safety devices is necessary, e.g. for maintenance purposes, please contact proper assistance or supervision of a technical assistant. ® = trademark protection in the EU. ©2018 Kverneland Group Nieuw-Vennep BV

Proud History of Ground Breaking Innovations

1910
Vicon is started by Hermanus Vissers.

1949
Vicon finger wheel rake

1958
Vicon pendulum fertilizer spreader

1961
The rotary tedder

1962
Low pressure sprayer

1966
First Vicon disc mower with two discs

1976
Triangular discs

1983
HP1600 high density silage baler

1985
First CAN-bus control terminal

1989
Pre-cutting device for balers

2004
Aluminium bonded spray boom



2011
GEOSPREAD, GPS based section control

2015
Non-Stop baling with FastBale

2016
Award winning QuattroLink mowers



2018
Vicon GEOMOW and GEORAKE



My way of Farming!

You Tube

Vicon

vicon-machinery.com.au

F-1050-IEN_01-2019